

GENERAL

<i>Measurement Chart</i>	3
<i>Lipo Injection General Info</i>	4
<i>Injection Abscess</i>	5
<i>General Information</i>	6
<i>Subcutaneous Injections</i>	7

VIALS

<i>Lipo Fire</i>	9
<i>Lipo Zero Fat</i>	10
<i>Lipo Xtreme Melt</i>	11
<i>Lipo Glow</i>	12
<i>Lipo Flab to Fab</i>	13
<i>SlimJaro Peptide</i>	14
<i>Lipo SOS</i>	15
<i>Lipo Belly Zap</i>	16

MISCELLANEOUS

<i>Lipo Xtreme Burn Tablets</i>	18
<i>Lipo Semaglutide Gummies</i>	19
<i>Lipo Slim Cut Juice</i>	20
<i>GLP-1 All-in-One Liquid</i>	21
<i>Lipo Slimming Drops</i>	22
<i>Fat Flush Powder</i>	23

<i>Contact Details</i>	24
------------------------	----



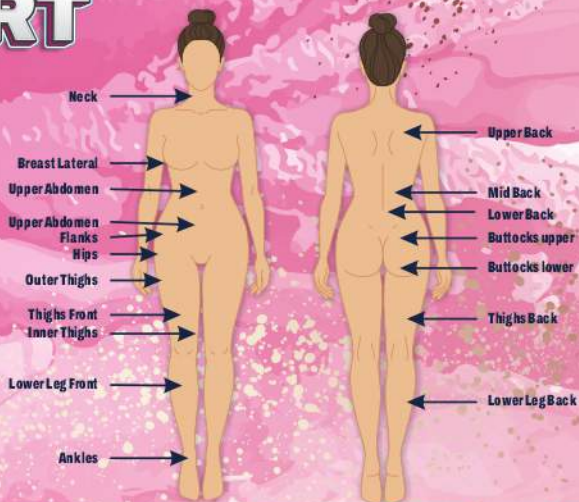
**VERY IMPORTANT:
WATER IS THE KEY TO
EFFECTIVE WEIGHT CONTROL.**



**info@slimnburnworld.co.za
www.slimnburnworld.co.za**

066-233-5375

Measurement CHART



MEASURING CHART	Week 1	Week 2	Week 3	Week 4
NECK				
RIB CAGE - 2 Fingers below breast				
ABDOMEN - 3 Fingers below navel				
HIPS - Boney area of hips				
THIGHS - Widest area just below hip				
RIGHT UPPER LEG 3 fingers below thigh mark				
LEFT UPPER LEG : 3 fingers below thigh mark				
RIGHT LOWER LEG - 3, fingers' below thigh mark				
LEFT LOWER LEG - 3, fingers below thigh mark				
KNEES - Centre of knees				
CALF - Widest area between knee & ankle				
RIGHT UPPER ARM - 3 fingers below shoulder				
LEFT UPPER ARM - 3 fingers below shoulder				
RIGHT LOWER ARM- 3 fingers below upper arm mark				
LEFT UPPER ARM - 3 fingers below upper arm mark				
WEIGHT / KG				

TOTAL WEIGHT
LOSS PER WEEK



 **Slim n Burn**
WEIGHT LOSS WORLD

info@slimnburn.co.za
www.slimnburn.co.za

066-233-5375

We at Slim and Bum strive to ensure that you as our valued customer are satisfied with the product, price and quality of products ordered with us.

Please read through all information and steps provided below and follow strictly.

Lipo Injections GENERAL INFORMATION

Vials needs to be refrigerated

- Products can't be used by pregnant woman, breastfeeding, also special caution should be advised with clients suffering cardiovascular disease or stroke, blood thinning medication, any concerns of medical history you will advise the customer to consult with their doctor.
- Products are used at own risk and Slim and Burn does not take any responsibility on clients who inject themselves.
- 12mm insulin needles should be used.
- Vials should always be kept in the fridge even if it's not opened.
 - Vial can be removed out of the fridge before injecting as it needs to be room temperature when injected.
- If injecting in the evening:
 - Please inject no later than 18:00
 - Please don't take a hot shower or bath the same evening.

WHAT AREAS CAN BE TREATED?

- Upper abdomen
- Hips
- Chin
- Knees
- Waist
- Lower abdomen
- Inner thighs
- Arms
- Calves
- Love handles
- Outer thighs
- Back (upper and lower)
- Buttocks

EFFECTS OF LIPO:

- Destroys entire fat cell with its contents
- Totally eliminates lipolytic nodules from level 1 to level 4 cellulite
- Excretes all wastes and harmful products
- Increases intradermal micro circulation in all layers
- Repairs connective tissue layers preventing future development of adipocytes (fat cells)
- Speeds up the metabolism
- Results in cm loss
- Results in improvement of skin texture
- Results in improvement of cellulite

WHAT COULD I EXPERIENCE?

- Bruising on injection site - You can use arnica oil/gel or capsules if you tend to bruise.
- Slight burning sensation for 2-5 minutes
- Slight tenderness, redness or sensitivity.
- Sweating caused by toxins in the lymph glands, transitory halitosis, mild flu like symptoms or nausea. Advised not to scratch irritated area as this can introduce germs and cause further complication.
- Some clients may experience slight lumps in the injection site, which is caused by fat, cell death, or necrosis. A bump means you may have injected the needle just under the skin instead of into the fat tissue. The needle may not have gone deep enough, or may have been pulling the needle out before the plunger reached the bottom of the syringe.
- Massaging the area and using arnica gel/oil or Vicks will help as well.
 - While swelling and minor bruising can happen after an injection, they usually get better within a week. However, if the swelling and discoloration persist, it may signify an infection. A lump under the skin that feels soft, mushy and painful may indicate a developing abscess.
 - Area can be cleaned with salt water - Boil water, add some salt, let it cool down a bit and then wash the area with a cotton ball.



**Burn more fat in problem areas
Give you body more shape
Start seeing results in just a few weeks**



Slim n Burn
WEIGHT LOSS WORLD



info@slimnburn.co.za
www.slimnburn.co.za

066-233-5375

Who is eligible for treatment or who should avoid?

- People who would like to get rid of small to large pockets of fat around their body
- People who do not want to do surgery for the excess fat areas.

AVOID!!!

- If you are pregnant or breast feeding.
- If you have stents, artificial heart valves or a pacemaker.
- If you have a history of allergic anaphylaxis nor you have a hyper-sensitivity to venom of any kind i.e., Bee stings.
- If you are taking anti-coagulants or blood-thinners.
- It is also only suitable from the age of 16 years old and up.
- If you are on ANY form of chemotherapy or radiation therapy.
- If you are on chronic prescription medication, please consult with your doctor prior to using Lipo as is the case with any supplementation you may buy over the counter.

During treatment avoid the following, to allow the product to be effective.

- Less sugar (this includes sugar hidden in foods e.g., muesli, etc)
- Less alcohol
- No anti-inflammatories or pain killers. (If possible)
- The product is for home-use and salon use (Accreditation needed to inject in-house)
- Please keep in mind that even though Lipo is 100% safe it is not a scheduled medication nor approved by SAHPRA.

Step-by-Step Instructions to Administer a Lipo Injection

1. Begin by gathering and preparing the necessary materials. Wash and dry your hands before handling the supplies and use a new syringe and needle for each injection.
2. Take the vial out of the fridge before use to get the vial at room temperature.
3. Remove the cap of the medicine solution vial and clean the rubber stopper with an alcohol pad or cotton ball soaked in alcohol.
4. Hold the syringe and pull back on the plunger to draw air into the syringe. Stop when you have the same dosage of air as your prescribed dosage of the medication.
5. Insert the needle into the rubber centre of the vial stopper and push down on the plunger to release the air into the vial.
6. Ensure the needle touches nothing except the medicine vial.
7. Turn the medicine vial upside-down with the needle still inside. Pull back on the plunger to draw liquid into the syringe at the appropriate dosage.
8. Tap the side of the syringe to check for air bubbles and ensure that you have the right amount of liquid in the syringe barrel. Then, remove the needle from the vial.
9. Wash your hands and clean the injection site with either an alcohol pad or a cotton ball soaked alcohol. Using your thumb and forefinger, pinch skin on either side of the injection site to find the muscle.
10. Remember to relax your muscles before administering the shot. Insert the needle quickly at 90-degree angle into the pinched injection site. Insert the needle with the bevel up and ensure the needle is fully inserted into the skin. Release the pinched skin and pull back slightly on the syringe plunger. 12mm insulin needle should be used. NEVER RE-USE A NEEDLE
11. After you have administered the medication, remove the needle from the skin, and hold down a new alcohol wipe on the injection site.
12. If you are bleeding, you can apply a bandage to the injection site.
13. Dispose of the syringe and other injection materials in a safe container.

Injection Abscess

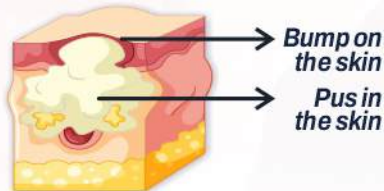
A Pus-filled mass formed at the site of the injection

Symptoms:

- Painful swelling at the needle prick point
- Reddish bump, that is warm to the touch
- May get fever, if the infection spreads
- deeper

Treatment:

- Take antibiotic drugs
- For bigger abscesses, perform surgical
- draining & Bandaging



How to prevent an injection abscess?

- Disinfect the skin with surgical spirits
- before injecting.
- Always use fresh disposable needles & syringes
- Practice proper hand hygiene techniques.

POST STEPS AFTER YOU ADMINISTER A LIPO INJECTION

1. Do not take a hot shower or bath after injecting lipo, give it a few hours first.
2. Do not scratch the injected areas.
3. After Lipolysis treatment, it is important to keep hydrated and to drink plenty of fluids. Important: Drink 2l of water daily.
4. The lipolysis treated area must be massaged every night for a period of two weeks
5. Avoid excessive exercise and alcohol, especially red wine for at least six hours after the treatment.
6. Avoid saunas, steam rooms, hot baths, massages, Jacuzzi's and open outdoor water for 2 days post procedure.

General

- Drink 2 - 3 Liters of COLD water a day
- If injecting in the evening, please inject 2 hours before you bath or shower as the heat of the water will impact the injection area.
- Stomach: Inject at least 5cm away from bellybutton when using the abdomen injections.
- Thigh: Inject at least 5cm or about one hand's width above the knee and at least 5cm down from the top of the leg. The best area on the leg is the top and outer area of the thigh. Do not inject Lipo into your inner thigh because of the number blood vessels and nerves in this area.
- Arm: Inject into the fatty tissue in the back of the arm between the shoulder and the elbow.
- Buttock: Inject into the hip or "wallet area"
- Do not inject into scar tissue or areas with broken vessels or varicose veins.
- Scar tissue may interfere with absorption.
- Massage or exercise that occurs immediately after the injection may speed up absorption because of the increased circulation to the injection site.
- When injecting with a Lipo Injection. inject straight in and be sure to hold the injection in place for a few seconds after the lipotropic is delivered to ensure that no lipotropic leaks out.
- 1 ml insulin syringes to be used to inject.



**DRINK 2 - 3 LITRES
OF COLD WATER DAILY**



**CUT OUT SUGARS &
CARBS ON ALL WEIGHT
LOSS PRODUCTS**



**MEASURE & WEIGH
YOUR EVERY
1 TO 2 WEEKS**



**TAKE BEFORE & AFTER
PICTURES TO SEE THE
DIFFERENCE**



**info@slimnburn.co.za
www.slimnburn.co.za**

066-233-5375

Subcutaneous Injections

OUR PRODUCTS ARE INJECTED "SUBCUTANEOUSLY"

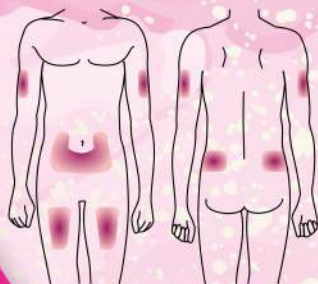
Injections are administered using a syringe, consisting of three main parts: the Plunger, Barrel, and Needle. The barrel is the cylindrical part that holds the medication, and the plunger is "pushed" to administer the medication through the needle to the injection site.



Our products are administered subcutaneously, involving the insertion of medication beneath the skin either by injection or infusion. A subcutaneous injection is administered as a bolus into the subcutis, the layer of skin directly below the dermis and epidermis, collectively referred to as the cutis. Subcutaneous means under the skin. In this type of injection, a short needle is used to inject into the tissue layer between the skin and the muscle. This medication is usually absorbed more slowly than if injected into a vein, sometimes over a 24-hour period.

The ideal site for the injection? Choose your upper arms (at least 7.5 cm below your shoulder and 7.5 cm above your elbow), on the side or the back of your arm. Outer sides of the upper thighs. Belly area, below your ribs and above your hip bone, at least 5 cm away from your belly button

Most suitable areas to inject:



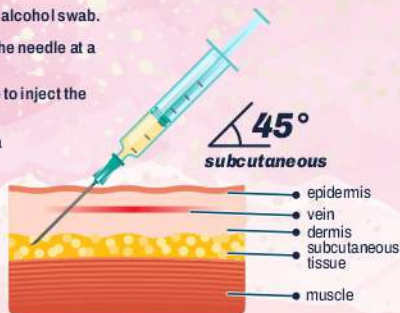
FRONT

BACK

What areas can be treated?

- Upper abdomen
- Lower abdomen
- Love handles
- Hips
- Inner thighs
- Outer thighs
- Chin
- Arms
- Back (upper and lower)
- Knees
- Calves
- Buttocks
- Waist

- 1 Assemble the necessary equipment, including the medication, a sterile needle, alcohol swabs and a plaster
- 2 Clean the injection site with an alcohol swab.
- 3 Pinch a fold of skin and insert the needle at a 45° angle to the skin.
- 4 Push the plunger of the syringe to inject the medication just under the skin.
- 5 Remove the needle and apply a plaster to the injection site.



Effects of Lipo:

- Destroys entire fat cell with its contents
- Totally eliminates lipolytic nodules from level 1 to level 4 cellulite
 - Excretes all wastes and harmful products
- Increases intradermal micro circulation in all layers
- Repairs connective tissue layers preventing future development of adipocytes (fat cells)
- Speeds up the metabolism
- Results in cm loss
- Results in improvement of skin texture
- Results in improvement of cellulite

Slim n Burn
WEIGHT LOSS WORLD



info@slimnburn.co.za
www.slimnburn.co.za

066-233-5375

SUBCUTANEOUS

Vials



info@slimnburnworld.co.za
www.slimnburnworld.co.za

8 066-233-5375



10 Years
of changing lives
2016 - 2026
Slim n Burn
WEIGHTLOSSWORLD



CLEANSSES AND DETOXIFIES WHILE LOSING FAT

Lipo Fire



Lipolysis is an effective treatment that mobilizes accumulated fat, releasing it through the lymphatic system into the bloodstream to be safely burned by the body's metabolism.

The ingredients aid in dissolving fats that are difficult to eliminate, providing a powerful and effective treatment for cellulite and localized fat.

This process also helps stimulate the lymphatic drainage system.

It improves the appearance of flaccid skin with a reaffirming and toning action. Lipo Fire

injections are used as spot reduction injections, and they are administered in the specific areas where you want to burn fat. You will lose centimeters in those areas where the injections are administered.

Lipo Fire® works effectively for cellulite reduction and skin tightening

TREATMENT AREAS:

- Love handles/Muffin Tops
- Male Breasts
- Inner/Outer thighs/Saddle Bags
- Tummy Rolls
- Double Chin

INGREDIENTS:

- Deocycholide
- Phosphatidylcholine (PPC)
- Sodium
- Artichoke

PRODUCT PACKAGING:

Available in an amber-colored sterilized glass vial, Lipo Fire is offered in two convenient sizes: 10ml and 100ml, both sealed with a gold aluminum closure. For your convenience, it is also available in a package containing 5 vials of 10ml each, providing a 5-week supply

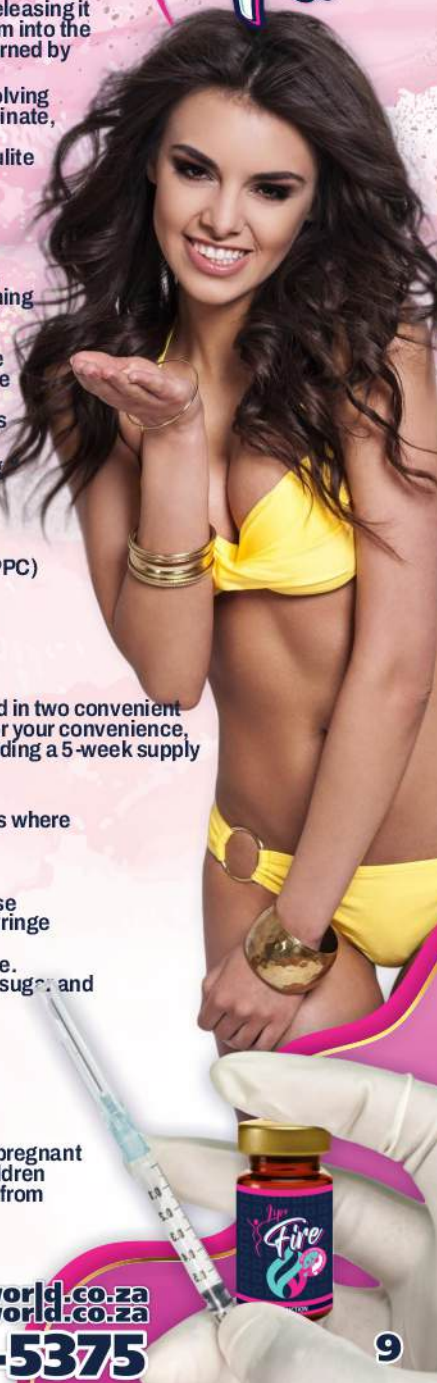
DOSAGE:

- Administer 3ml of the Lipo Fire liquid 2 to 3 times a week in the areas where you want to bum fat.
- Each injection should be 50cc, resulting in 6 injections with 3ml.
- You can split these injections into 1 or 2 areas at a time.
- For example, if injecting 2 areas like the tummy and love handles, use 4 syringes and inject 5cm apart over the entire tummy, then use 1 syringe on each love handle.
- Alternatively, you can split it into 20cc based on personal preference.
- No specific diet or exercise regimen is required; however, reducing sugar and carb intake is recommended.
- It is crucial to drink 2-3 liters of water per day.
- Water is key to achieving optimal results with these injections

Product Expires 90 Days after purchase.

WARNING:

Individuals with heart problems, pregnant or breastfeeding women, and children under 18 years old should refrain from using this injection



info@slimnburnworld.co.za
www.slimnburnworld.co.za

066-233-5375



CLEANSSES AND DETOXIFIES WHILE LOSING FAT

Lipolysis is a highly effective treatment that mobilizes accumulated fat, releasing it through the lymphatic system into the bloodstream for safe burning by the body's metabolism.

The ingredients within the treatment aid in dissolving stubborn fats, offering a potent and effective solution for cellulite and localized fat.

Additionally, it stimulates the lymphatic drainage system.

Moreover, it **CLEANSSES AND DETOXIFIES WHILE FACILITATING FAT LOSS.**

This treatment not only enhances the appearance of flaccid skin but also provides a reaffirming and toning action.

Lipo Zero Fat® injections serve as spot reduction treatments, precisely administered in areas where fat burning is desired. Expect a reduction in centimeters in these targeted areas.

Lipo Zero Fat® has proven efficacy in cellulite reduction and skin tightening.

TREATMENT AREAS:

- Love handles/Muffin Tops
- Male Breasts
- Inner/Outer thighs/Saddle Bags
- Tummy Rolls
- Double Chin

INGREDIENTS:

- Deocycholide
- Phosphatidylcholine (PPC)
- Yohimbine
- L-Carnitine
- Sodium
- Artichoke

DOSAGE:

Administer 3ml of the Lipo Zero Fat® liquid 2 to 3 times a week in the desired areas. For example, if injecting 2 places on your body, such as the tummy and love handles, use 4 syringes. Inject 5cm apart across the entire tummy and use 1 syringe on each love handle.

Alternatively, you can split it into 20cc based on personal preference. No specific diet or exercise regimen is required. However, reducing sugar and carb intake is recommended.

It is essential to drink 2-3 liters of water per day. Adequate water intake is crucial for optimal results with these injections.

Product Expires 90 Days after purchase.

WARNING:

Do not exceed dosage. Not suitable for pregnant/breast-feeding mothers, children under the age of 18 years and Individuals with known medical conditions.

NOT SUITABLE FOR INDIVIDUALS WITH DIABETES OR HIGH BLOOD PRESSURE.

info@slimnburnworld.co.za
www.slimnburnworld.co.za

066-233-5375



10th Anniversary 2014-2024
Slim n Burn
WEIGHT LOSS WORLD



Lipo XTREME Melt Away®

Assisting in the melting of fat cells, Lipo Xtreme Melt Away® acts as a fat burner, aids in combating insulin resistance, and enhances metabolism. It binds to lipids in the gastrointestinal tract, decreasing their absorption and contributing to a reduction in body weight. Additionally, it may be effective in lowering creatine levels.

Key benefits include:

- Helping eliminate fatty deposits,
- Speeding up the metabolism of fat (fat burning)
- Lipotropes, substances that promote the removal of fat from the liver and reduce the production of fat,
- L-Carnitine, a crucial component, plays a significant role in energy production by transporting fatty acids into the cell's mitochondria. This process helps break up of bulk fats, particularly in areas such as abdominal fat, glutes, and hips.



BENEFITS :

- Helps eliminate fatty deposits
- Boost Metabolism
- Appetite Controller
- Assist in Thyroid Dysfunction
- Assist in Melting of Fat Cells
- Aid as a Fat Burner
- Insulin Resistance
- Enhances Metabolism
- Increases Energy
- Used in Obesity
- Improves Skin elasticity.
- Removes Cellulite

PRODUCT PACKAGING:

Available in an amber-colored sterilized glass vial of 10ml, sealed with a gold aluminum closure, Lipo Xtreme Melt Away® is conveniently packaged in sets of 5 vials, each containing 10ml. This packaging provides a 5-week supply for your ease of use.

INGREDIENTS:

- Vit B12 + Vit Bco
- Deoxycholic Acid
- Vitamin B-6
- L-Carnitine
- Branched Chain Amino Acids (BCAA's)
- Phentermine
- Yohimbine
- MIC (a combo of methionine, Inositol and Choline)

DOSAGE:

Administer 1ml of the Lipo Xtreme Melt Away® liquid twice a week in the tummy. No diet or exercise is needed. You can just cut out some sugar and carbs. You MUST drink 2-3 litres of water per day. VERY IMPORTANT. Water is key!

This product expires 90 days after purchase.

WARNING:

Individuals with high blood pressure, heart problems, diabetics or pregnant or breastfeeding women, and children under 18 years old should refrain from using this injection.



10th Anniversary
2014-2024
Slim n Burn
WEIGHTLOSSWORLD



info@slimnburnworld.co.za
www.slimnburnworld.co.za

066-233-5375

Lipo Glow® has earned the reputation of being the "mother of all antioxidants." When exposed to toxins, glutathione, a key component in Lipo Glow®, is depleted faster than the body can produce it. Antioxidants play a crucial role in repairing and preventing damage and inflammation caused by toxins.

BENEFITS:

Reduces Minor Skin Imperfections: Lipo Glow® can help reduce minor skin imperfections, contributing to an overall brighter complexion.

Improves Uneven Skin Tone: It works to improve uneven skin tone, creating a more balanced appearance.

Beneficial for Cystic Acne: Lipo Glow® has shown beneficial effects for conditions like cystic acne or occasional breakouts.

Toxin and Free Radical Clearance: The injections work by clearing the body of toxins and free radicals, addressing issues such as hyper-pigmentation, age spots, sun spots, wrinkles, acne, and melasma.

Anti-Inflammatory Benefits: Lipo Glow® exhibits anti-inflammatory properties, contributing to healthier skin.

Lipo Glow® injections are designed to enhance the skin's health and appearance by addressing the underlying causes of skin imperfections and promoting a more vibrant complexion.

INJECTION:

Subcutaneous therapy for skin brightening represents a breakthrough in brightening and cell defense. This therapy involves a combination of potent antioxidants, such as glutathione, delivered along with essential vitamins, minerals, and fluids.

The infusion not only hydrates the skin but also works to reduce melanin production.

Following a series of treatments, individuals may experience a brighter skin tone, reflecting the success of this innovative approach to skincare.

ORAL ABSORPTION DROPS

While intravenous therapy for skin brightening is one approach, similar effects can be achieved through oral absorption. This breakthrough in brightening and cell defense involves a combination of potent antioxidants like glutathione delivered alongside vitamins, minerals, and fluids, working to hydrate the skin and reduce melanin production. Following a series of treatments, individuals may experience a brighter skin tone, whether administered intravenously or through oral absorption. Both methods aim to enhance skin health and appearance through targeted nutrient delivery.

INGREDIENTS:

Combination of three amino acids • Cysteine • Glutamic acid • Glucine
• Lipo Glow® is a mix of glutathione and vitamin c (5000mg)

DOSAGE: VIALS:

Lipo Glow® Vials: 2ml once or twice a week or 3ml once a week in the tummy or buttocks. No diet or exercise is required. You can just cut out some sugar and carbs.

You MUST drink 2-3 litres of water per day. VERY IMPORTANT. Water is the key.

DROPS:

4 Drops of the Lipo Glow Drops® in the morning, under your tongue.

PRODUCT PACKAGING:

VIALS:

5 x 10ml Lipo Glow vials® - 8-week supply.

Individually presented in an amber sterilized glass vial bottle, containing 10 ml each, sealed with a gold aluminum closure.

DROPS: 1 x 50ml Lipo Glow presented in an amber coloured bottle with a dropper.

This product expires 90 days after purchase

WARNING:

Individuals with high blood pressure, heart problems, pregnant or breastfeeding women, and children under the age of 18 should refrain from using this product.

Lipo Glow



info@slimnburnworld.co.za
www.slimnburnworld.co.za

066-233-5375



10th Anniversary 2014-2024
Slim n Burn
WEIGHTLOSSWORLD



LIPO FLAB TO FAB® HIGH PURITY FAT DISSOLVE INJECTIONS

Lipo Flab to Fab® is a new highly concentrated formula PPC solution. Combined with Sodium Deoxycholate, L-Carnitine and Vitamin B12, which further accelerates lipolysis, it promotes the metabolism of fat cells and dissolves lipolysis safely and effectively.

Lipo Flab to Fab® has distinct differences from the existing contour ampoules. It contains cell growth factors, collagen promotion, and skin antioxidants that help to prevent wrinkles and maintain elasticity during the lipolysis process. This process also helps stimulate the lymphatic drainage system. It improves the appearance of flaccid skin with a reaffirming and toning action.

BENEFITS:

- Elimination of fat deposits of 2-18 cm over 3 treatment sessions
- Painless procedure • Convenient use • Natural Composition
- Active ingredient: L-Carnitine • Immediate & pro-longed effect
- Elimination of excess fat in places that are hard to lose weight with physical exercise. • Suitable for patients any age (18+)

INGREDIENTS:

- Phosphatidycholine (PPC)
- Sodium Deoxycholate Purity 99%
- L-Carnitine • Riboflavin
- Cyanocobalamin • Glutathione
- Nicotinoyl Tripetide • Adenosine
- Atelo Collagen,
- Acetyl Hexapeptide - 8
- Palmitoyl Pentapeptide - 4
- Dipeptide daminobutyrol
- Benzylamide • Naturotics Plus
- MultiEx BSASM Plus Adenosine
- Arginine, Arbutine

PRODUCT PACKAGING:

Available in an clear sterilized glass vial, Lipo Flab to Fab® is offered in 10ml, sealed with a silver aluminum closure. For your convenience, it is also available in a bulk package containing 5 vials of 10ml each.

RECOMMENDED USE & DOSAGE:

Entire 10ml vial can be inject all at once, but you can also do less depending on the areas you want to inject. You can inject 10ml every 14 to 21 days. So 1 vial in general will last 1 month and you can inject every 21 days

Product expires 90 days after purchase

WARNING:

Not suitable for individuals taking diabetic medication or those who are pregnant or breastfeeding or people with type 1 diabetes.

KEEP OUT OF REACH OF CHILDREN



066-233-5375



SLIMJARO PEPTIDE INJECTIONS®

SlimJaro PEPTIDE

9+ proven health benefits



GLP1 Peptide is emerging as a game-changer in the world of weight management, offering new solutions for individuals struggling with body weight. By targeting specific metabolic processes, peptides can promote weight loss in ways that traditional methods may not.

WHAT IS SLIMJARO PEPTIDE THERAPY?

SlimJaro® therapy uses short chains of amino acids that are naturally found in the body to regulate various functions, including metabolism, growth, and tissue repair. When it comes to weight management, peptides for weight loss focus on influencing metabolism, fat gene expression, and the body's ability to use stored fat for energy.

HOW SLIMJARO THERAPY HELPS YOU LOSE WEIGHT

SlimJaro® therapy works by enhancing natural metabolic functions, leading to more efficient burning of body fat. Here's how it can help you lose weight: Fat Breakdown Peptides like GLP1 SlimJaro® stimulate fat cells to release stored fat, which the body then uses for energy. This process reduces the amount of stored fat, particularly in hard-to-target areas like the abdomen.

BENEFITS:

- Improved digestive system
- Strengthen immunity & defence mechanisms
- Promote liver function
- Reduce oxidative stress
- Slow down the aging process
- Increased skin strength & elasticity
- Stimulate production of collagen, elastin & keratin
- Increased energy levels
- Reduce levels of bad "LDL" cholesterol and triglycerides in blood
- Protects against cancer, heart disease and obesity

ACTIVE INGREDIENTS:

- Oligopeptide & 15 Amino Acids

PRODUCT PACKAGING:

Available in a clear sterilized glass vial, SlimJaro® is offered in two convenient sizes: 2ml and 10ml, both sealed with a silver aluminum closure. For your convenience, it is also available in a bulk package containing 5 vials of 10ml each.

RECOMMENDED USE & DOSAGE:

Starting Dose:

The initial recommended dosage is 1.0mg (20units) once weekly. Increase dosage every week by 10 units.

- | | |
|-------------------|-------------------|
| Week 1 - 20 units | Week 3 - 40 units |
| Week 2 - 30 units | Week 4 - 50 units |

Continue to 100 units, then keep to that dosage. If you come to a specific dosage that works for you, you can stay on it, no need to go up a dosage.

Product expires 90 days after purchase

WARNING:

Not suitable for individuals taking diabetic medication or those who are pregnant or breastfeeding or people with type 1 diabetes.

KEEP OUT OF REACH OF CHILDREN

info@slimnburn.co.za | www.slimnburn.co.za



Slim n Burn
WEIGHT LOSS WORLD

066-233-5375

LIPO SKINNY OBESITY SHOTS®



Lipo SOS is a fat burning compound used to reduce stubborn body fat containing powerful stimulants known for promoting thermogenesis and lipolysis processes that helps the body burn stored fat for energy.

Targets stubborn fat: Injections are delivered directly into stubborn fat deposits, helping to break them down.

Supports metabolism:

The ingredients are said to boost metabolism, aiding in fat burning.

Versatile for multiple areas:

The treatment can be used on various body parts, including the abdomen, thighs, arms.

Minimal downtime: Due to its minimally invasive nature, it has a short recovery period compared to surgical options.

BENEFITS:

- Induces activation of fat metabolism
- Destroys and transports unnecessary fat cells
- Helps to break down fat and remove inflammation
- Promotes weight loss and Reduces stored fat
- Improves fat burning
- Suppress appetite

ACTIVE INGREDIENTS:

- Amino acids • Blue Methylen • Vitamin B6 • Vitamin B12
- Inositol • Choline • Niacin • L Carnatine • Ephedra • Caffeine

PRODUCT PACKAGING:

Available in an clear sterilized glass vial, Lipo SOS® contains 10ml, sealed with a silver aluminum closure.

For your convenience, it is also available in a bulk package containing 5 vials of 10ml each.

RECOMMENDED DOSAGE:

Administer 2ml of the Lipo SOS liquid once a week in the tummy. Split 2ml into 4 syringes with 50cc/units in each syringe and inject in 4 places on tummy.

POSSIBLE SIDE-EFFECTS:

Side effects may include jitters, increased heart rate, and headaches.

WARNING:

Do not exceed dosage.

Not suitable for pregnant/breast-feeding mothers, children under the age of 18 years and Individuals with diabetes or high blood pressure or with other known medical conditions.

THIS PRODUCT EXPIRES
90 DAYS AFTER PURCHASE

KEEP OUT OF REACH
OF CHILDREN

Slim n Burn
WEIGHT LOSS WORLD



066-233-5375

info@slimnburn.co.za
www.slimnburn.co.za

15



Lipo Belly Zap®

Lipo BELLY Zap

**Advanced Slimming
Injection for Tummy Fat**



**Sculpt Your Waist. Target Stubborn Belly Fat.
Advanced Slimming Injection
for Tummy Fat**

Struggling with stubborn belly fat that won't shift—no matter how clean you eat or how hard you train? Our advanced slimming injection is designed to target visceral fat, the deep abdominal fat responsible for a protruding tummy and thicker waistline.

This innovative treatment works with your body's natural metabolic processes to support fat breakdown in the abdominal area, helping you achieve a flatter, more sculpted midsection.

WHY CHOOSE THIS TREATMENT?

- Targets deep visceral belly fat
- Helps reduce stubborn tummy fat
- Supports a slimmer, more contoured waistline
- Non-surgical, minimally invasive treatment
- Little to no downtime

BENEFITS

- Enhanced Metabolic Function
- Improved Insulin Sensitivity
- Support for Weight Management
- Increased Exercise Capacity
- Fatigue Reduction
- Mitochondrial Health Support
- Cardiovascular Benefits
- Potential Neuroprotective Effects
- Longevity & Healthy Aging

ADDITIONAL BENEFITS:

- Strong support for fat loss
- Helps maintain or build lean muscle
- Enhances recovery and energy
- Improves sleep quality
- May help reduce inflammation markers

PRODUCT PACKAGING:

Presented in an amber-coloured Glass Vial containing 2ml of product

MAIN INGREDIENTS:

- Mots-C • Synthetic 44 amino acids

RECOMMENDED USE & DOSAGE:

Administer 1.0mg (10 units) daily in tummy. Increase dosage if needed to 2.0mg (20 units) after a month.

CAUTION:

Individuals with heart problems, high blood pressure, diabetes, pregnant or breastfeeding women, and children under 18 years old should refrain from using this injection.


THIS PRODUCT EXPIRES 90 DAYS AFTER PURCHASE

info@slimnburnworld.co.za
www.slimnburnworld.co.za

066-233-5375



10 Years
of changing lives
2016 - 2026
Slim n Burn
WEIGHTLOSSWORLD



MISCELLANEOUS

Syrup, Powder, Capsules & Drops



info@slimnburnworld.co.za
www.slimnburnworld.co.za

066-233-5375



10 Years
of dietician led
2016 - 2026

Slim n Burn
WEIGHTLOSSWORLD



You've heard the hype, that Lipo Xtreme Burn® is taking the market by storm.

Finally, a thermogenic diet pill for women that does what you want! Our most popular fat burner for women has been built upon to create Lipo Xtreme Bum®. You're going to love this. We know it!

The most POWERFULL weight loss capsule in South Africa.

Burn fat without diet or exercise

The ultimate fat burning product in the market.

Lipo Xtreme Bum® is an advanced ECA formula that cause extreme weight loss:

- Suppress appetite
- Rapid fat burning
- Increased energy
- Boost metabolism

Lipo Xtreme Bum® is a fat burning blend of next-generation performance enhancement.

THIS IS THE BEST FAT BURNER AND WILL GIVE RESULTS WITHIN 6 DAYS OF USE with only the best ingredients.



INGREDIENTS:

- Ephedrine HCL 30mg
- Green Coffee
- Caffeine
- Anhydrous
- White Willow Bark
- Green Tea Extract
- Yohambine HCL

PRODUCT PACKAGING:

Lipo Xtreme Burn® are white tablets, presented in a black bottle containing 30 tablets.

DOSAGE:

Take 1 tablet in the morning after breakfast. No diet or exercise is needed. You can just cut out some sugar and carbs. You MUST drink 2-3 litres of water per day. This product expires 90 days after purchase.

WARNING:

People with high blood pressure, heart problems, pregnant or breastfeeding, and children under the age of 18, should not use this product.



**VERY IMPORTANT:
WATER IS THE KEY.**



info@slimnburnworld.co.za
www.slimnburnworld.co.za

066-233-5375



Lipo SEMAGLUTIDE Gummies®



Our Lipo Semaglutide Gummies® 3mg offer the advantages of Semaglutide without the inconvenience of injections.

They promote weight loss, decrease appetite, and reduce food cravings.

GLP-1, when present in higher amounts, interacts with parts of the brain that suppress appetite and signal fullness. This interaction can lead to significant weight loss and a reduced risk of cancer, diabetes, and heart disease among obese or overweight individuals.

BENEFITS:

- Lowered blood pressure
- Reduced blood glucose levels
- Weight loss
- Decreased risk of heart diseases
- Lowered cholesterol
- Effective diabetes management
- Easy-to-chew formulation
- Appetite and craving reduction
- Increased metabolism

INGREDIENTS:

- Semaglutide (GLP-1)
- Glucose Syrup
- Sucrose
- Purified Water
- Gelatine
- Citric Acid Anhydrous
- Sodium Citrate
- Flavourant & Colourant

PRODUCT PACKAGING:

Lipo Semaglutide Gummies® 3mg is a red power-coated gelatine gummy in the shape of a bear, presented in a black bottle with 30 gummies.

DOSAGE:

1 Gummy daily, before a meal.

SIDE EFFECTS:

Common side effects may include nausea, diarrhoea, and vomiting. Any concerns should be discussed with a healthcare provider.

STORAGE:

Store Lipo Semaglutide Gummies® 3mg below 25 degrees Celsius to maintain its stability and effectiveness. Product Expires 90 Days after purchase.

WARNING:

Not suitable for individuals taking diabetic medication or those who are pregnant or breastfeeding. Remember to adhere to the recommended dosage and timing to maximize the potential benefits of the Lipo Semaglutide Gummies® 3mg. If you have any concerns or experience adverse effects, consult with a medical professional.



10 Years of Established 2014-2024
Slim n Burn
WEIGHTLOSSWORLD



info@slimnburnworld.co.za
www.slimnburnworld.co.za

066-233-5375

LIPO SLIM CUT JUICE



The PHARMACY Slimming Juice everyone is talking about that works like a bomb

The diet mix known as "Lipo Slim Cut juice"



INGREDIENTS:

Orange Bioflavonoids:

These are natural compounds found in citrus fruits, known for their antioxidant properties. They may support cardiovascular health and have anti-inflammatory effects.

Natural Caffeine:

Derived from natural sources, caffeine is a stimulant that can enhance alertness and focus. It's commonly used to boost energy levels.

Green Tea:

Packed with antioxidants and various beneficial compounds, green tea is known for its potential health benefits, including improved brain function and fat loss.

Fructus Senna:

Senna is a plant known for its laxative properties. It's often used to relieve constipation and promote bowel movements.

Chromium:

An essential trace element, chromium is believed to play a role in carbohydrate and lipid metabolism.

It's often included in supplements for potential blood sugar control.

PRODUCT PACKAGING:

Lipo Slim Cut Juice® is a brownish liquid presented in an amber -coloured bottle containing 200ml

USAGE INSTRUCTIONS:

Morning Dose:

Take 10ml of the Lipo Slim Cut® in the morning at 8:00 AM

Afternoon Dose:

Take another 10ml of the Lipo Slim Cut® in the afternoon at 13:00 PM

Use 5 days , skip 2 days - 1 bottle - 2 weeks supply

PROTOCOL:

Age Restriction: Only individuals above 18 years old should use this Lipo Slim Cut Juice

Pregnancy and Lactation: Pregnant, lactating, or breastfeeding women should avoid using this product due to potential risks.

Medical Consultation: Individuals with chronic or medical conditions should consult a medical practitioner before using the product.

This ensures that there are no potential interactions or adverse effects based on their health status.

STORAGE:

Store Lipo Slim Cut® below 25 degrees Celsius to maintain its stability and effectiveness. Product Expires 90 Days after purchase.

Remember to adhere to the recommended dosage and timing to maximize the potential benefits of the Lipo Slim Cut®. If you have any concerns or experience adverse effects, consult with a medical professional.



10 Years of Successful Weight Loss
Slim n Burn
WEIGHT LOSS WORLD




info@slimnburnworld.co.za
www.slimnburnworld.co.za

066-233-5375

**Lipo GLP -1
All-in-one Liquid®**

GLP LIPO 1
ALL-IN-ONE LIQUID



WHY CHOOSE GLP-1 ALL-IN-ONE LIQUID?

Supports Digestive Balance

Formulated to help maintain healthy stomach and intestinal function as part of your daily wellness routine.

Gentle, Plant-Based Formula

Made with natural herbal ingredients that are easy on the stomach and suitable for regular use.

Easy-to-Use Liquid

Fast-absorbing oral liquid no tablets, no powders, no mixing.

Convenient & Travel-Friendly

Compact ampules make it simple to stay consistent, even when you're on the move.

Clean & Transparent Ingredients

All ingredients are 100% plant-derived.

KEY FEATURES / BENEFITS:

- Weight Management
- Blood Sugar Balance
- Gut Health
- Gut Wellness
- Joint support
- Anti-Aging Benefits

PRODUCT PACKAGING:

Presented in an amber-coloured PET Bottle containing 100ml

MAIN INGREDIENTS:

- GLP-1 • Probiotics • Turmeric • Ginkgo Biloba • Green Tea Extract
- Moringa • Gluconolactone • Vitamin B1 • Mint Leaf Extract

RECOMMENDED USE:

- 5 ml per day, Monday to Friday • Saturday & Sunday: rest

POSSIBLE SIDE EFFECTS:

Nausea, gas, loose stool, vomiting or mild discomfort – usually temporary.

CAUTION:

Consult a doctor first if:

You have serious heart, kidney, or liver problems, or if you are pregnant or breastfeeding.


THIS PRODUCT EXPIRES 90 DAYS AFTER PURCHASE

info@slimnburnworld.co.za
www.slimnburnworld.co.za

066-233-5375



10 Years of Science
Since 2014
Slim n Burn
WEIGHTLOSSWORLD



LIPO SLIMMING DROPS

Lipo Slimming

Our drops are like magic in a bottle! Curb your cravings and help control appetite while also targeting insulin resistance and cortisol levels, boosting mood and energy, detox the liver, target visceral fat and improve sleep and digestion And the one we all are looking for - weight loss. Our GLP-1 drops are like magic in a bottle, the same as Ozempic but without needles and no nasty side effects.

BENEFITS:

- Lowered blood pressure
- Reduced blood glucose levels
- Weight loss
- Decreased risk of heart diseases
- Lowered cholesterol
- Effective diabetes management
- Easy-to-chew formulation
- Appetite and craving reduction
- Increased metabolism

INGREDIENTS:

Our core ingredient harnesses the peptide hormone GLP-1, bringing you the most efficient and effortless weight-loss method. Rest assured, our product is non-addictive, non-toxic.

Other ingredients:

- Green tea
- Ginger extract
- African mango Ginseng
- GLP-1

If you seek an easy and hassle-free weight-loss journey, this is the one for you

PACKAGING:

Lipo Slimming GLP-1 Drops - 3mg is a liquid, presented in an Amber dropper bottle with 30ml liquid

DOSAGE:

10 drops in the morning and 10 drops in the evening

SIDE EFFECTS:

Common side effects may include nausea, diarrhoea, and vomiting. Any concerns should be discussed with a healthcare provider.

STORAGE:

Lipo Slimming GLP-1 Drops 3mg below 25 degrees Celsius to maintain its stability and effectiveness.

WARNING:

Not suitable for individuals taking diabetic medication or thyroid problem and those who are pregnant or breastfeeding.



**VERY IMPORTANT:
WATER IS THE KEY.**

info@slimnburnworld.co.za
www.slimnburnworld.co.za

066-233-5375



10th Anniversary
2014-2024
Slim n Burn
WEIGHTLOSSWORLD



Lipo Fat Flush Powder® is truly an amazing substance. When mixed with water and consumed, its unique properties allow it to liberate a large amount of oxygen in the intestinal tract.

This process encourages the growth of healthy aerobic bacteria while inhibiting the growth of unhealthy bacteria and fungi, such as Candida Albicans.

The main cleansing benefits of Lipo Fat Flush Powder® stem from its ability to promote hydration. Once the oxygen is released from the Lipo Fat Flush® oxide, it reacts with hydrogen to form water inside the intestinal tract. This process of oxidation and hydration effectively removes and eliminates putrefying rubbish that has stuck to the bowel wall, blocking the absorption of nutrients and creating a source of toxicity.

Additionally, it aids in the breakdown of fat that is adhered to the bowel wall, making it easier to lose weight that you may have been struggling with. Furthermore, it's important to note that this product is 100% natural.

INGREDIENTS:

- Anti Candida/ Parasite
- Intestinal cleaners
- Oxygen
- Alkalizers
- Magnesium
- Soluble Fiber
- Capsimax powder

DOSAGE:

Mix 1/2 of a teaspoon of powder with water, first thing in the morning on an empty stomach, before coffee or breakfast.
No diet or exercise is needed. You can just cut out some sugar and carbs.
You MUST drink 2-3 litres of water per day.

PRODUCT PACKAGING:

A white powder substance presented in a white jar containing 100g of Lipo Fat Flush Powder®.

WARNING:

Do not exceed recommended dosage
When in doubt consult a physician
before using any dietary supplements.



**VERY IMPORTANT:
WATER IS THE KEY.**



info@slimnburnworld.co.za
www.slimnburnworld.co.za

066-233-5375



10 Years of
Advanced
Technology
2014-2024
Slim n Burn
WEIGHTLOSSWORLD






10th of changing lives
 2014 - 2024
Slim n Burn
 WEIGHTLOSSWORLD



How to contact us:



066-233-5375



066-233-5375



info@slimnburnworld.co.za



www.slimnburnworld.co.za

